



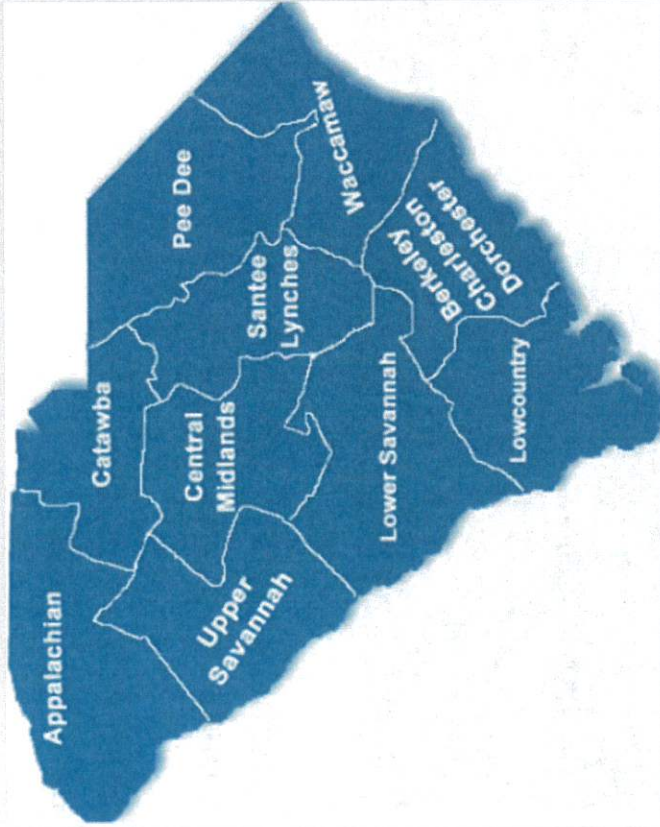
**South Carolina House of Representatives
Constitutional Subcommittee**

**Budget Presentation
January 9, 2024**

ABOUT US

We are a network of 10 Councils of Governments working to positively influence quality of life and economic development in South Carolina. South Carolina Councils of Governments (SC COGs) navigate state and national policy issues, advocate on behalf of multiple regions, and leverage successes to build a grander story for our state.

Created by statute in the late 1960's following the federal Public Works and Economic Development Act of 1965, COGS were incorporated into the SC Constitution by referendum in 1971. SC COGS are governed by boards of local elected officials, legislators, and private sector leaders.



SC COGS MEET THE NEEDS OF OUR REGIONS

Community Development

- **Federal/State Grantsmanship**
 - Community Development Block Grant (CDBG) Small Cities Grant Program (via SC DOC)
 - Economic Development Administration (EDA) infrastructure, disaster/resiliency, economic adjustment grant programs and federal regional commission grant programs
 - SC Rural Infrastructure Authority SCIIP and regular program infrastructure grants

• Aging Programs (7 of 10 COGS)

- Serve as the Area Agency on Aging (AAA) coordinating with the Councils on Aging and the SC Department on Aging
- Administer funding for aging services, including home-delivered and congregate meals, in-home care, transportation, legal services, and advocacy

• Housing Consortiums and Neighborhood Development

- Several COGS function as HUD Housing Consortia, developing and rehabilitating affordable housing
- Several COGS have participated in federal slum/blight elimination/demolition programs and neighborhood development programs



SC COGS MEET THE NEEDS OF OUR REGIONS

Economic Development

- **Workforce Development**
 - On behalf of county coalitions, SC COGS administer 10 of the 12 federal Workforce Innovation and Opportunity Act (WIOA) regions and the federally mandated regional Workforce Development Boards
 - COGS are financial administrators of federal WIOA passthrough funds (as distributed by SC DEW) and are the operators of the SC Works offices in each WIOA designated region

• **Capital Formation and Business Lending**

- Four COGS serve as regional and/or state-wide (on behalf of other COGS) lenders, making loans primarily to small businesses for “gap” financing to facilitate the growth of jobs and the regional and state economy

• **Environmental Assessment/Remediation**


- SC COGS are participating in a statewide initiative for environmental assessments (SC BEST) in all COG regions with funding from SC DHEC, augmenting a statewide Brownfield Cleanup Loan program managed by an SC COG



SC COGS MEET THE NEEDS OF OUR REGIONS

Government Services

- **Land Use and Resiliency Planning**
 - SC COGS write comprehensive plans, zoning ordinances, capital improvement plans and other planning services, including drone/video mapping, civil engineering,
 - COGS staff augments and serves as planning staff for local jurisdictions and participates in local government strategic planning
 - Several SC COGS have information technology (demographics) and geographic information systems (GIS) platforms that are utilized by local governments and other regions
 - SC COGS prepare regional/county Emergency Management (FEMA) plans and most COGS participate in Water Quality (section 208) Planning with SC DHEC
- **Transportation Planning**
 - All SC COGS conduct rural transportation planning under contract with SC DOT, including regional Long Range Transportation Plans and Transportation Improvement Program (TIP) project prioritization and budgeting
 - Four SC COGS administrator Metropolitan Planning Organizations (MPOs), and several COGS coordinate and/or run rural and urban transit systems



*Regional
partners
delivering
results for
over 50 years*

IMPACT

10 Councils of Governments in South Carolina Made the Following Impact in 2023

workforce training

Working with a variety of federal and state funding partners, SC COGs operate **SC Works Centers** to provide much needed workforce training throughout our state.



63,545 job seekers served through **39** SC Works offices.

WIOA clients, including youth, displaced workers and adults totaled 4,587.

Each SC COG has a Workforce Development Board that prioritizes how federal Workforce Innovation and Opportunity Act (WIOA) funds will be utilized - resulting in re-employment or job training for South Carolinians of all ages and backgrounds.

servicing our aging population

Seven of the 10 SC COGs are designated as their region's Area Agency on Aging (AAA), working with the SC Department on Aging to deliver services like **in-home care, transportation, legal services and more** to the aging population throughout South Carolina.

- **116,557** clients were impacted by SC COGs Aging Programs.
- **1,846,510** meals were served (in-home and at congregate meal sites) to a total of **20,142** seniors.



economic & community development

federal & state grants

On behalf of our local governments, SC COGs pursue competitive grants for infrastructure and community revitalization projects. More than half of the grants secured are Community Development Block Grants (CDBG). Others include SC Rural Infrastructure Authority (RIA) and U.S. Economic Development Administration (EDA) grants.



229 grants were secured, administered and managed, totaling nearly **\$274 million.**

serving local governments

SC COGs work to benefit all of South Carolina by functioning as an extension of county and local governments, serving as a resource for technical assistance, and securing state and federal dollars to address critical issues for our communities. Support ranges from facilitating council retreats and training staff to providing governmental assistance in budgeting and human resources.

planning assistance

In fiscal year 2023, SC COGs assisted city and county governments in meeting statutory planning requirements for their jurisdictions, and in filling gaps within staffing and management of services. SC COGs completed comprehensive plans, updated zoning documents, and assisted with large scale GIS projects.

-  • 365 planning projects
- 8 comprehensive plans

transportation planning & projects

Each COG engages in transportation planning. All manage rural transportation planning and four of the 10 serve as the Metropolitan Planning Organization (MPO) for urban transportation planning. Working with transportation policy committees, COG Boards recommend and prioritize transportation projects in coordination with the SC Department of Transportation (SCDOT).

transportation improvement program (TIP) spotlight: Regional Mobility

Regional Mobility is an SCDOT-defined program comprised of federal funds and state match. The purpose of Regional Mobility is to complete Rural and Urban-System Upgrade projects for MPOs and COGs. Eligible activities include planning, preliminary engineering and design, rights of way acquisition and construction. Projects include, but are not limited to, intersections, road widenings, new roads, and operational and safety enhancements.

-  • 155 Regional Mobility projects
- Nearly \$495 million in total investment
(as of October 2023 in the 10 SC COGs TIPs)

Rural Infrastructure Authority (RIA) grants

The South Carolina Legislature allocated \$1.3 billion in American Rescue Plan Act funds to the SC Rural Infrastructure Authority (RIA) for infrastructure grants. These grants were distributed through a competitive grant process for Community Impact, Regional Solutions and Viable Planning grants. Each grant will bring transformative impact to their communities.

SC COGs plays an important role in ensuring that these funds were properly used by providing grant writing, capacity building and strategic planning support to the member governments who applied to use these funds. Even if they did not assist in grant writing support, some member governments are now contracting with a COG to manage their grant and oversee implementation. The following is a snapshot of the work completed in year one of this two-year grant. We look forward to sharing updates in the future regarding implementation and impact to rural communities.

- 212 grants were awarded in South Carolina, totaling \$1.3 billion.
- 59 of the grants awarded will be administered by a SC COG.
- 65 grants written by SC COGs on behalf of localities and special purpose districts, which resulted in \$307 million awarded to South Carolina communities.

access to capital

SC COGs are able to leverage valuable financial resources in the form of loans and private capital through federal partners like the U.S. Economic Development Administration, Appalachian Regional Commission, U.S. Department of Agriculture, and the U.S. Small Business Administration.

Since inception, SC COGs lending programs have loaned **\$157 million**, creating **11,544 jobs**.



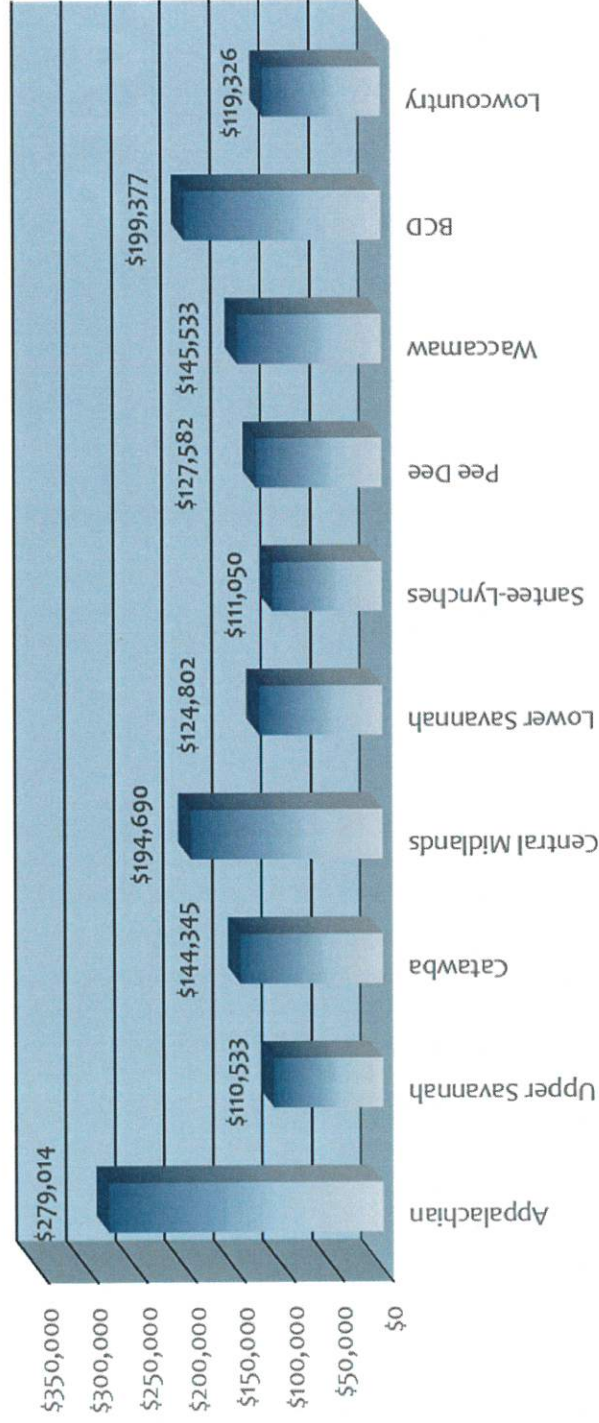
Since the early 1980s, COGs have leveraged **\$358 million** in private capital.

*High impact
investments
for the State
of South
Carolina*

STATE APPROPRIATIONS by REGION

FY2024 RECURRING STATE APPROPRIATION: \$1,556,253

FY 2024



NOTE: In FY2023, the COGs received a \$1,000,000 nonrecurring appropriation that was divided equally among each COG.

*Leveraging
federal funds
for greater
impact in
South
Carolina*

FY2025 APPROPRIATIONS REQUEST

SCCOGS.ORG

11

FY2025 APPROPRIATIONS REQUEST AND USE OF FUNDS

- **Recurring Request:**
 - The SC COGS are requesting a **recurring appropriation of \$2 million for FY2025**. These funds would be allocated among the ten COGS by formula (50% population, 50% evenly divided) with each COG receiving between ~\$140,000-\$360,000.
- **Non-Recurring Request:**
 - The SC COGS also are requesting a **non-recurring appropriation of \$1 million**. The non-recurring funds would be split evenly among the ten COGS and would be utilized to continue to build human and technical capacity in each Council of Governments.
- **Use of Funds:**
 - SC COGS report to the SC Department of Administration regarding the use of state appropriations. *In FY23, up to 90+% of the state's appropriation to the SC COGS was utilized to match federal grants*. The \$1 million of FY2023 non-recurring funds were used to assist with rising inflationary costs and to build the capacity of each COG.




On behalf of the 10 Councils of Governments and their Boards of Directors, thank you for your consideration of this appropriations request. Any questions may be directed to:

Ms. Patricia C. Hartung, Executive Director
Upper Savannah COG
pchartung@uppersavannahcog.com
864-941-8051



To learn more about SC COGs, please visit sccogs.org.



REPORT FORM ON STATE ALLOCATION EXPENDITURES

Appalachian Council of Gov'ts	\$379,014	7/1/22 – 6/30/23
-------------------------------	-----------	------------------

COG NAME	TOTAL ALLOCATION	REPORT PERIOD
-----------------	-------------------------	----------------------

The COG's state allocation is used primarily to match other federal and state grants or as supplemental funding for services and programs offered by the COG which are not fully supported otherwise.

GRANT MATCH		
\$ AMOUNT	% ALLOCATION	MATCHING AGENCY
\$94,407	25%	Appalachian Regional Commission
\$46,668	12 %	Economic Development Admin
\$31,250	8%	Department of Transportation
\$148,442	40%	InfoMentum
\$58,247	15%	Government Services

OVERMATCH/SUPPLEMENTAL		
\$ AMOUNT	% ALLOCATION	ACTIVITY

Donald L. Zimmer	Finance Director	864-241-4630	12/15/23
CONTACT:	NAME, TITLE	TELEPHONE	DATE

REPORT FORM ON STATE ALLOCATION EXPENDITURES

Upper Savannah COG	\$210,533	July 1, 2022– June 30, 2023
--------------------	-----------	-----------------------------

COG NAME	TOTAL ALLOCATION	REPORT PERIOD
-----------------	-------------------------	----------------------

The COG's state allocation is used primarily to match other federal and state grants, and/or to provide overmatch or supplemental funding for services and programs offered by the COG which are not fully supported otherwise.

GRANT MATCH		
\$ AMOUNT	% ALLOCATION	MATCHING AGENCY
\$76,464	36.3%	Economic Development Administration – Federal
\$31,478	15.0%	SCDOT-Federal
\$62,843 (of \$70,128)	29.8%	Technical Assistance
\$2,727	1.3%	General Planning
\$28,521	13.5%	Asset Replacement
\$8,500	4.0%	Building Maintenance

OVERMATCH/SUPPLEMENTAL		
\$ AMOUNT	% ALLOCATION	ACTIVITY

CONTACT:	Patricia C. Hartung, Executive Director	864-941-8050	12/14/2023
	NAME, TITLE	TELEPHONE	DATE

REPORT FORM ON STATE ALLOCATION EXPENDITURES

--	--	--

COG NAME	TOTAL ALLOCATION	REPORT PERIOD
Catawba Regional Council of Govt.	\$244,345	7/1/22 – 6/30/23

The COG's state allocation is used primarily to match other federal and state grants, and/or to provide overmatch or supplemental funding for services and programs offered by the COG which are not fully supported otherwise.

GRANT MATCH

\$ AMOUNT	% ALLOCATION	MATCHING AGENCY
\$62,034	25.39%	EDA Planning Grant
\$16,412	6.72%	SC DOT Transportation Planning
\$51,639	21.13%	SC Dept. of Commerce/CDBG Grants
\$12,309	5.04%	PHSMA Applications
\$35,000	14.32%	Agency Vehicle
\$36,862	15.09%	Building Repairs
\$30,089	12.31%	Local Government Asst.

OVERMATCH/SUPPLEMENTAL

\$ AMOUNT	% ALLOCATION	ACTIVITY

REPORT FORM ON STATE ALLOCATION EXPENDITURES

Central Midlands Council of Governments	\$294,690	FY2023
---	-----------	--------

COG NAME	TOTAL ALLOCATION	REPORT PERIOD
-----------------	-------------------------	----------------------

The COG's state allocation is used primarily to match other federal and state grants, and/or to provide overmatch or supplemental funding for services and programs offered by the COG which are not fully supported otherwise.

GRANT MATCH		
\$ AMOUNT	% ALLOCATION	MATCHING AGENCY
167,424.87	57%	SCDOT-Federal
101,497.59	34%	Capital expenditures
7,270.00	2%	Indirect Expense Exclusions
18,497.54	6%	Building Maintenance

OVERMATCH/SUPPLEMENTAL		
\$ AMOUNT	% ALLOCATION	ACTIVITY

REPORT FORM ON STATE ALLOCATION EXPENDITURES

Lower Savannah	\$224,802	7/1/22 to 6/30/23
----------------	-----------	-------------------

COG NAME	TOTAL ALLOCATION	REPORT PERIOD
-----------------	-------------------------	----------------------

The COG's state allocation is used primarily to match other federal and state grants, and/or to provide overmatch or supplemental funding for services and programs offered by the COG which are not fully supported otherwise.

GRANT MATCH		
\$ AMOUNT	% ALLOCATION	MATCHING AGENCY
\$36,920	20%	Federal Transportation Administration
\$16,197	20%	US Economic Dev. Administration
\$31,250	20%	SC Dept of Transportation

OVERMATCH/SUPPLEMENTAL		
\$ AMOUNT	% ALLOCATION	ACTIVITY
\$ 2,240		Planning and Tech Assist
\$138,195		Major building repairs (roof)

William Molnar, Ph.D.	William Molnar, Ph.D. Exec. Dir.	803-508-7043	12/28/2023
Frances Owens	Frances Owens, Finance Dir.	803-508-7049	
CONTACT:	NAME, TITLE	TELEPHONE	DATE

REPORT FORM ON STATE ALLOCATION EXPENDITURES

Santee-Lynches Regional
Council of Governments

\$211,050.00

July 1, 2022 – June 30, 2023

COG NAME

TOTAL ALLOCATION

REPORT PERIOD

The COG's state allocation is used primarily to match other federal and state grants, and/or to provide overmatch or supplemental funding for services and programs offered by the COG which are not fully supported otherwise.

GRANT MATCH

\$ AMOUNT	% ALLOCATION	MATCHING AGENCY
\$19,658.90	9.3%	SCDOT through planning grant funding
\$41,201.24	19.5%	US Department of Commerce (EDA)

OVERMATCH/SUPPLEMENTAL

\$ AMOUNT	% ALLOCATION	ACTIVITY
\$26,773.48	12.7%	Supplement HUD funds for HOME program administration
\$30,391.16	14.4%	Supplement SC Department of Commerce funds for CDBG project administration
\$93,025.22	44.1%	Fund Pension and OPEB liabilities

Rachel Katorkas, Finance Director

803-774-1997

12/14/2023

CONTACT:

NAME, TITLE

TELEPHONE

DATE

REPORT FORM ON STATE ALLOCATION EXPENDITURES

PEE DEE REGIONAL COG	\$227,582.00	JULY 1, 2022-JUNE 30, 2023
COG NAME	TOTAL ALLOCATION	REPORT PERIOD

The COG's state allocation is used primarily to match other federal and state grants, and/or to provide overmatch or supplemental funding for services and programs offered by the COG which are not fully supported otherwise.

GRANT MATCH		
\$ AMOUNT	% ALLOCATION	MATCHING AGENCY
\$22,962.16	10.09 %	EDA
\$16,267.31	7.15 %	SCDOT

OVERMATCH/SUPPLEMENTAL		
\$ AMOUNT	% ALLOCATION	ACTIVITY
\$ 5,773.26	2.54 %	CDBG
\$ 3,724.41	1.64 %	EDA
\$132,806.57	58.35 %	TECHNICAL ASSISTANCE & ENGINEERING FOR LOCAL GOVERNMENTS
\$ 46,048.29	20.23 %	WIOA: SCDEW GRANTS

PAM WATTS, FINANCE DIRECTOR	(843) 702-3132	12/14/2023
CONTACT:	NAME, TITLE	TELEPHONE
		DATE

REPORT FORM ON STATE ALLOCATION EXPENDITURES

Waccamaw Regional COG	\$ 245,533.00	7/01/22 - 6/30/23
COG NAME	TOTAL ALLOCATION	REPORT PERIOD

The COG's state allocation is used primarily to match other federal and state grants and/or to provide overmatch or supplemental funding for services and programs offered by the COG which are not fully supported otherwise.

GRANT MATCH		
\$ AMOUNT	% ALLOCATION	MATCHING AGENCY
\$ -	0.00%	SCDOA - (Area Agency on Aging)
\$ 7,500.00	3.05%	US Dept. of Commerce (EDA)
\$ -	0.00%	MPO-PL (Transportation)
\$ -	0.00%	FTA 5303 (Transportation)
\$ -	0.00%	DHEC (Watershed Projects)
\$ -	0.00%	Other

OVERMATCH / SUPPLEMENTAL		
\$ AMOUNT	% ALLOCATION	ACTIVITY
\$ 21,017.31	8.56%	Local Planning/Gov't Technical Assistance
\$ 30,461.83	12.41%	Aging Services
\$ 5,967.84	2.43%	HOME Consortium
\$ 180,586.02	73.55%	General Admin & Equipment
\$ -	0.00%	WIOA

Arnold Johnson, Director of Finance & Administration

(843) 436-6124

12/18/2023

CONTACT NAME & TITLE

TELEPHONE

DATE

REPORT FORM ON STATE ALLOCATION EXPENDITURES

BCD	\$299,377	7/1/22 – 6/30/23
-----	-----------	------------------

COG NAME	TOTAL ALLOCATION	REPORT PERIOD
-----------------	-------------------------	----------------------

The COG's state allocation is used primarily to match other federal and state grants, and/or to provide overmatch or supplemental funding for services and programs offered by the COG which are not fully supported otherwise.

GRANT MATCH		
\$ AMOUNT	% ALLOCATION	MATCHING AGENCY
\$108,840	36%	EDA
\$190,537	64%	DOT

OVERMATCH/SUPPLEMENTAL		
\$ AMOUNT	% ALLOCATION	ACTIVITY

Robin W. Mitchum	Deputy Director of Finance & Administration	843-529-2126	12/14/23
CONTACT:	NAME, TITLE	TELEPHONE	DATE

REPORT FORM ON STATE ALLOCATION EXPENDITURES

--

COG NAME	TOTAL ALLOCATION	REPORT PERIOD
Lowcountry Council of Governments	\$219,326	7/1/22- 6/30/23

The COG's state allocation is used primarily to match other federal and state grants, and/or to provide overmatch or supplemental funding for services and programs offered by the COG which are not fully supported otherwise.

GRANT MATCH		
\$ AMOUNT	% ALLOCATION	MATCHING AGENCY
\$21,797	10%	SC Dept. of Transportation - transportation planning
\$35,884	16%	US Dept. of Commerce/ EDA - job creation activities
\$5,928	3%	Updated IT System
\$155,717	71%	Fund Balance for future match to grants

OVERMATCH/SUPPLEMENTAL		
\$ AMOUNT	% ALLOCATION	ACTIVITY

CONTACT:	Leslie B. Green, Finance Director	(843)473-3976	12/18/23
	NAME, TITLE	TELEPHONE	DATE